


Drawings



EXTENT OF FOUNDATION
WALL WATERPROOFING

 **Hamilton Fire
Department - Station 18**



Hamilton

Client Logo:

NOTE TO CONTRACTOR:
DO NOT SCALE DRAWINGS. CONTRACTORS MUST CHECK AND VERIFY ALL DIMENSIONS AND REPORT ANY DISCREPANCIES TO THE ENGINEER BEFORE PROCEEDING WITH THE WORK.
ALL DRAWINGS REMAIN THE PROPERTY OF THE ENGINEER AND SHALL NOT BE REPRODUCED OR REUSED WITHOUT THE ENGINEER'S WRITTEN PERMISSION.
THE OWNER/ARCHITECT/CONTRACTOR IS ADVISED THAT M.T.E. CONSULTANTS INC. CANNOT CERTIFY ANY COMPONENT OF THE SITE WORKS NOT INSPECTED DURING CONSTRUCTION. IT IS THE RESPONSIBILITY OF THE GENERAL CONTRACTOR TO NOTIFY M.T.E. CONSULTANTS INC. PRIOR TO COMMENCEMENT OF CONSTRUCTION TO ARRANGE FOR INSPECTION.

Issued for Tender A 2019/12/06



Engineers, Scientists, Surveyors

905-639-2552

NOTE: THE UNDERSIGNED HAS REVIEWED AND TAKES RESPONSIBILITY FOR THIS DESIGN, AND HAS THE QUALIFICATIONS AND MEETS THE REQUIREMENTS SET OUT IN THE ONTARIO BUILDING CODE TO BE A DESIGNER

Seal:

PROJECT
**BINBROOK FIRE STATION No.18
FOUNDATION LEAKAGE REPAIRS**
2636 REGIONAL ROAD 56 HAMILTON, ON

DRAWING
AERIAL PHOTO

Project Number: **41482-101**

Scale: **N.T.S.**

Date: **December 6, 2019**

Project Manager: **CAS**

Designed By: **CAS**

Drawn By: **MBM**

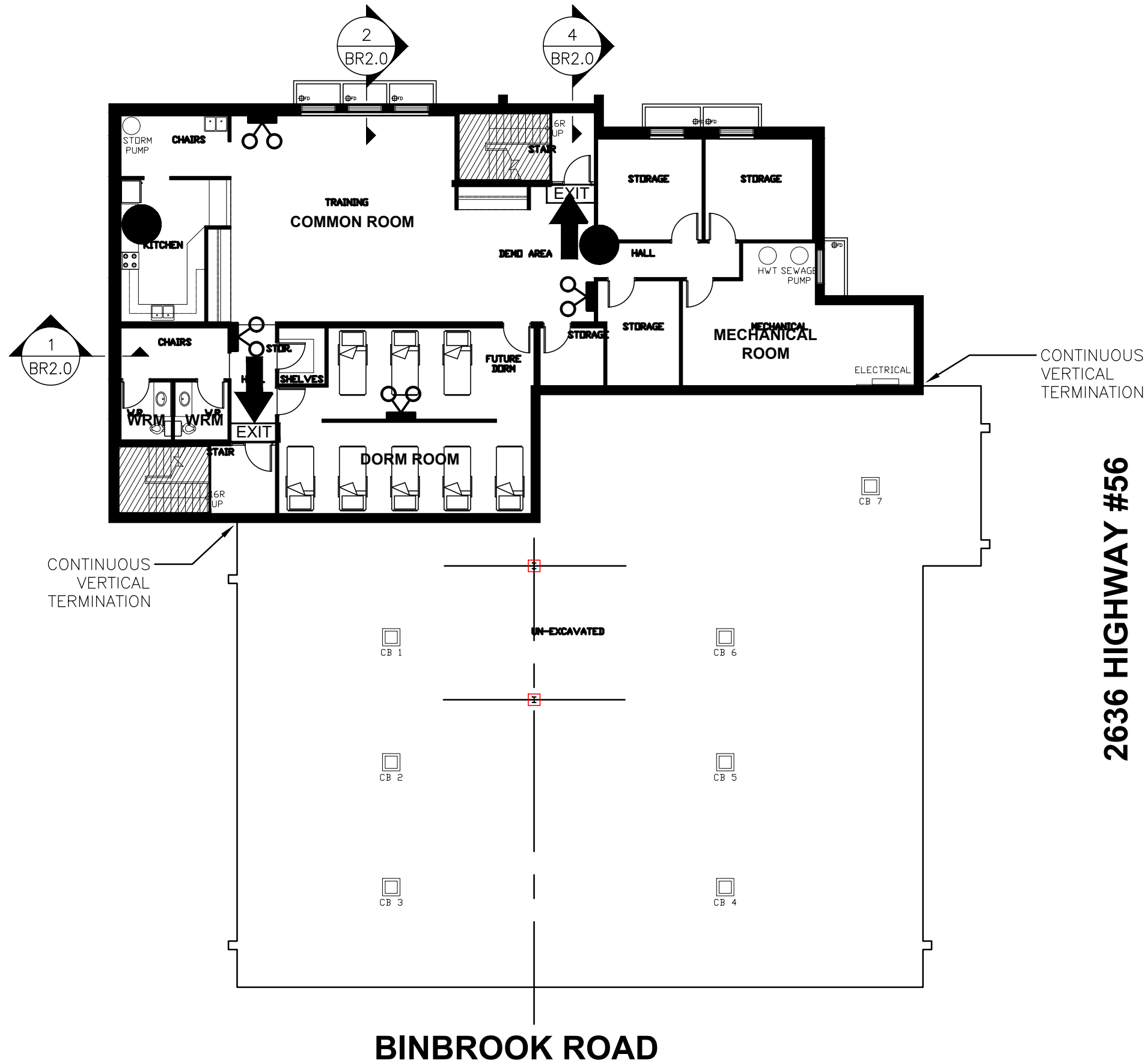
Checked By: **TMK**

Drawing Number:
BR1.0

SIZE: 11x17 CAD: P:\41482\101\41482-101.DWG

IMAGE SOURCE: GOOGLE EARTH 2019

SIZE: 11x17 CAD: P:\41482\101\41482-101.DWG



Hamilton

Client Logo:

NOTE TO CONTRACTOR:
 DO NOT SCALE DRAWINGS. CONTRACTORS MUST CHECK AND VERIFY ALL DIMENSIONS AND REPORT ANY DISCREPANCIES TO THE ENGINEER BEFORE PROCEEDING WITH THE WORK.
 ALL DRAWINGS REMAIN THE PROPERTY OF THE ENGINEER AND SHALL NOT BE REPRODUCED OR REUSED WITHOUT THE ENGINEER'S WRITTEN PERMISSION.
 THE OWNER/ARCHITECT/CONTRACTOR IS ADVISED THAT M.T.E. CONSULTANTS INC. CANNOT CERTIFY ANY COMPONENT OF THE SITE WORKS NOT INSPECTED DURING CONSTRUCTION. IT IS THE RESPONSIBILITY OF THE GENERAL CONTRACTOR TO NOTIFY M.T.E. CONSULTANTS INC. PRIOR TO COMMENCEMENT OF CONSTRUCTION TO ARRANGE FOR INSPECTION.

Issued for Tender A 2019/12/06



Engineers, Scientists, Surveyors

905-639-2552

NOTE: THE UNDERSIGNED HAS REVIEWED AND TAKES RESPONSIBILITY FOR THIS DESIGN, AND HAS THE QUALIFICATIONS AND MEETS THE REQUIREMENTS SET OUT IN THE ONTARIO BUILDING CODE TO BE A DESIGNER

Seal:

PROJECT
BINBROOK FIRE STATION No.18
FOUNDATION LEAKAGE REPAIRS
 2636 REGIONAL ROAD 56 HAMILTON, ON

DRAWING
BASEMENT PLAN

Project Number: **41482-101**

Scale: **N.T.S.**

Date: **December 6, 2019**

Project Manager: **CAS**

Designed By: **CAS**

Drawn By: **MBM**

Checked By: **TMK**

Drawing Number:

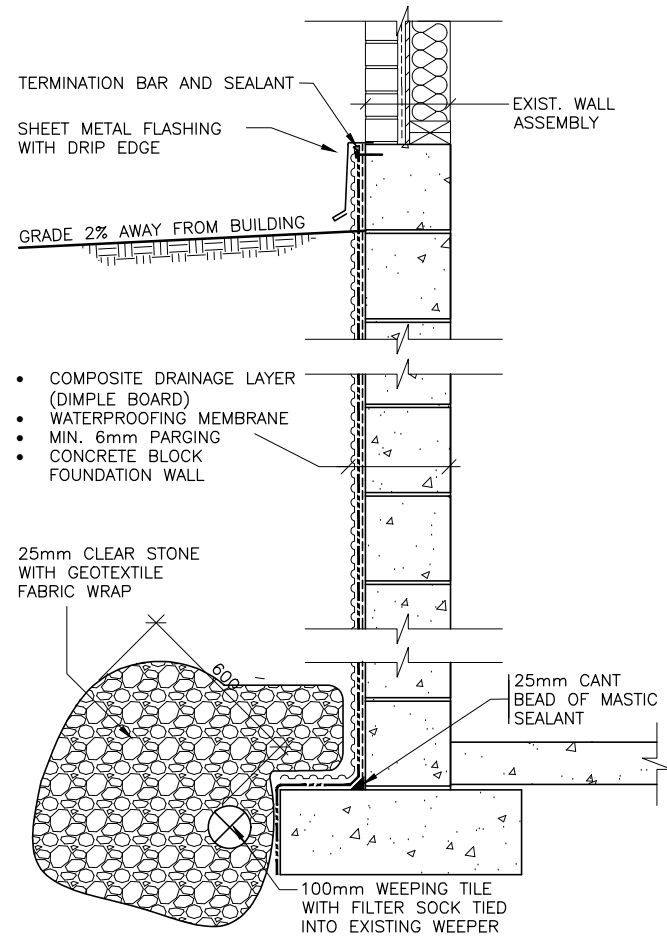
BR1.1



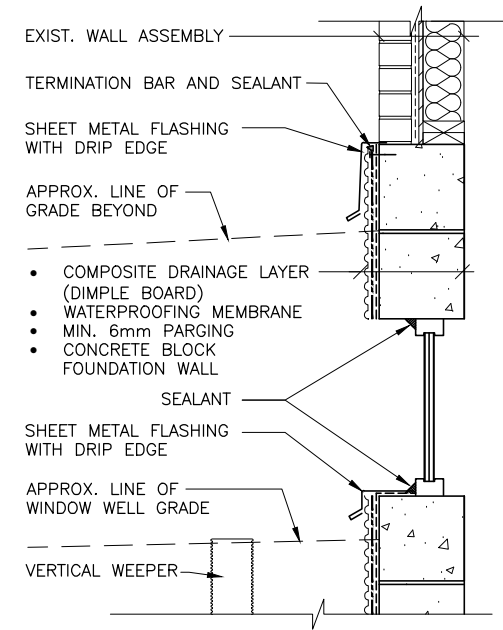
Hamilton

Client Logo:

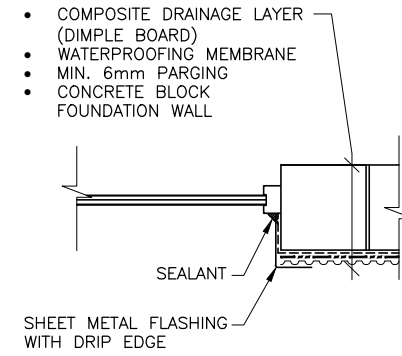
NOTE TO CONTRACTOR:
 DO NOT SCALE DRAWINGS. CONTRACTORS MUST CHECK AND VERIFY ALL DIMENSIONS AND REPORT ANY DISCREPANCIES TO THE ENGINEER BEFORE PROCEEDING WITH THE WORK.
 ALL DRAWINGS REMAIN THE PROPERTY OF THE ENGINEER AND SHALL NOT BE REPRODUCED OR REUSED WITHOUT THE ENGINEER'S WRITTEN PERMISSION.
 THE OWNER/ARCHITECT/CONTRACTOR IS ADVISED THAT M.T.E. CONSULTANTS INC. CANNOT CERTIFY ANY COMPONENT OF THE SITE WORKS NOT INSPECTED DURING CONSTRUCTION. IT IS THE RESPONSIBILITY OF THE GENERAL CONTRACTOR TO NOTIFY M.T.E. CONSULTANTS INC. PRIOR TO COMMENCEMENT OF CONSTRUCTION TO ARRANGE FOR INSPECTION.



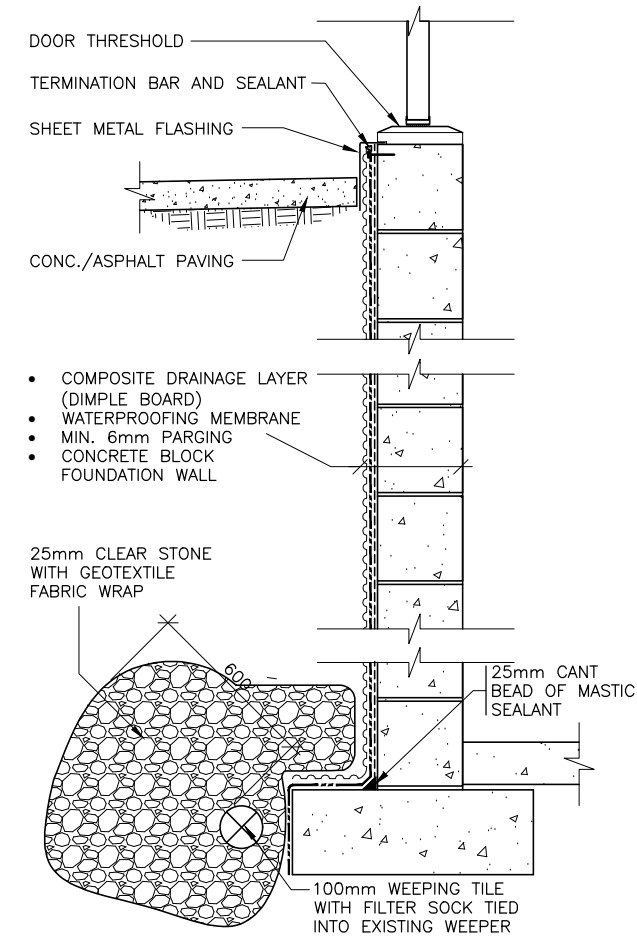
1 FOUNDATION WALL WATERPROOFING SECTION N.T.S.



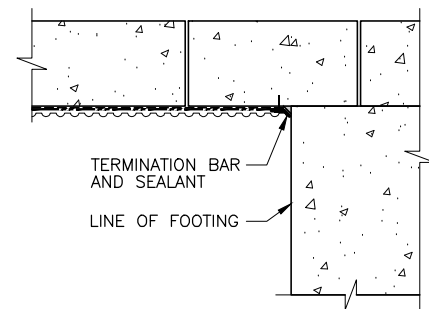
2 BASEMENT WINDOW HEAD AND SILL SECTION N.T.S.



3 BASEMENT WINDOW JAMB PLAN N.T.S.



4 DOOR THRESHOLD WATERPROOFING SECTION N.T.S.



5 VERTICAL TERMINATION PLAN VIEW N.T.S.

Issued for Tender	A	2019/12/06
-------------------	---	------------



Engineers, Scientists, Surveyors

905-639-2552

NOTE: THE UNDERSIGNED HAS REVIEWED AND TAKES RESPONSIBILITY FOR THIS DESIGN, AND HAS THE QUALIFICATIONS AND MEETS THE REQUIREMENTS SET OUT IN THE ONTARIO BUILDING CODE TO BE A DESIGNER

Seal:

PROJECT
 BINBROOK FIRE STATION No.18
 FOUNDATION LEAKAGE REPAIRS
 2636 REGIONAL ROAD 56 HAMILTON, ON

DRAWING DETAILS

Project Number: 41482-101

Scale: N.T.S.

Date: December 6, 2019

Project Manager: CAS

Designed By: CAS

Drawn By: MBM

Checked By: TMK

Drawing Number:

BR2.0